



# MiG-25 RBF nose conversion set in 1/48 scale for the ICM and Revell kits



What the set contains.



Masks Placement




Part 1 replaces kit parts C11+C12+C18.

Masks Placement



The kit instrument panel with the dials.



Use Parts C33 and C34.

The Lip

Photo by Vladimir Nazarov (c) 2007

Use part 2 to modify kit part E7.

You have to modify the kit's intakes to match the variant on the picture. The intakes should have the so called Lip. Use kit parts C33 and C34 to make the ECM fairings.

Photo courtesy of Vladimir Nazarov